


THE SIGNAL



**NEXT MEETING
SEPTEMBER 17
7:00 p.m.**

**NEXT MONTH
Deadline for
OCTOBER
September 28, 2009**

**MEMBERSHIP
89**

ATTENDANCE PRIZE

**Roger Allen's name was
drawn and he was not
present to win a prize.**

**Will your name be
drawn on September
17!**

**You have to be present
to win!**

BOTTLES FOR BASICS

- ♦ **YEAR TO DATE: \$218.27**
- ♦ **THIS MONTH: \$65.00**
- ♦ **NEXT MONTH: That is up to you!**

WE DID IT! OCCUPANCY PERMIT APPROVED

On Friday, September 4, Auburn building and fire inspectors checked the club's facility and approved it for our occupancy. A great deal of credit goes to Stephen Martelli, who has done a majority of the construction work necessary to get the permit, including crafting much of the structural work. The expensive and specialized tools he brought to the many projects were probably more than are owned by the rest of the club members combined. His many years of construction experience and his innovative and creative solutions to several projects are hard to appreciate unless one was there to see the number of hours (or days) he spent to accomplish them.

The club took more than a year to decide how we would utilize the building. Once the club voted to occupy the whole building, not just the lower level, projects became more relevant as they were directed toward the occupancy permit. It was a learning experience for most of us who have never had to deal with a city government bureaucracy at this level.

Much of the work done by other club members was helpful in putting a presentable "face" on the inner building with applying sheet rock, painting, and sprucing up the interior and exterior.

Creating a boiler room under the loading dock was a great inspiration. It helped to save space inside the layout room and made it easier to isolate the room which meets all of the fire resistant requirements.



Tom Jones working in shop.

Photo By Terry King

The remaining projects for "sprucing up" the clubhouse and grounds will make us even more proud of the facility, but there will not be such urgency to get them accomplished. There is more plastering, painting, and sanding to be done. Then, of course, we want to continue to build different scales of layouts for the club members' enjoyment and to share with the general public at future events.

The dedication on Saturday, September 19, will be the culmination of a lot of intensive effort over the past year by about a dozen hard-working, dedicated club members. The BBQ and open house will be an im-

MODEL RAILROAD SUPPLIES

Craft-Mania is willing to sell Model Railroad supplies, but they need to know what you want.

Please contact me at 207-336-2789 or at sirmodelertj@aol.com. Or see me at the club on meeting nights or wed, nights or Sat. Mornings.

By Travis Johnson

The education area down stairs.

Photo by Terrence King



MINUTES OF THE AUGUST MEETING

"The evening's TRAIN TIME program featured the Maine Eastern Railroad on a special excursion from Brunswick to Augusta with members of the 470 Club and the Maine Rail Group."

The evening's *TRAIN TIME* program featured the Maine Eastern Railroad on a special excursion from Brunswick to Augusta with members of the 470 Club and the Maine Rail Group.

President Stephen Martelli opened the meeting and asked for the Secretary's Report. A motion was made and accepted to approve the minutes as published in the newsletter.

Treasurer Tom Coulombe was absent. Rob Roy volunteered to present the Treasurer's Report, which was approved as given.

Stephen Martelli reported for the Building Committee. He listed the items which have been completed since last month, including the following:

"Exit Only" signs have been placed on the outside doors which do not have knob.

Electrical Inspector has approved the wiring.

Handicap hand rails have been installed on the entrance ramp.

The pavement has been added around the building

and in front of the downstairs double doors.

The sound system speakers have been installed in the meeting room.

The suspended ceiling and ceiling lights have been installed and the floor has been painted downstairs.

More plastering and painting have been done.

Stephen noted the following items that still need to be done for the occupancy permit:

Install the heating register in the upstairs hall.

Install the hardwood flooring at the entrance to the stairwell upstairs.

Finish the kitchen area by installing the counter tops and cabinets.

Place exit maps in strategic locations throughout the building.

Other projects not needed for the occupancy permit include:

Sanding the upstairs floor as soon as the other work

(Continued on page 6)

TRAIN TIME TEAM HEADS WEST

TRAIN TIME TEAM HEADS WEST

This summer members of the *TRAIN TIME TEAM* left New England for points west. Jay Calnan visited several mid-western states. Paul Lodge and Charles Kadyk videotaped trains in California.

Jay Calnan took pictures of Union Pacific and Burlington Northern/Santa Fe trains in Wyoming, Colorado, and Nebraska. In North Platte, Nebraska, Jay saw the largest classification yard in the United States. In Colorado, he and his wife, Sue, rode on the narrow gauge Durango and Silverton Railroad.

In California Paul and Charles also saw Union Pacific and Burlington Northern/ Santa Fe trains. They got shots of them as they passed through Tehachapi Loop, Cajon Pass, Truckee, Fullerton, and several other famous railroad locations.

We look forward to seeing some of the *TRAIN TIME* shows which will be created from their footage.

By Paul Lodge

"This summer members of the TRAIN TIME TEAM left New England for points west. Jay Calnan visited several mid-western states. Paul Lodge and Charles Kadyk videotaped trains in California."



The dispatchers desk.

Photo by Terrence King

THE PRESIDENT'S CORNER

September 1, 2009

DON'T READ THIS!!

In the past few weeks I have seen a lot of changes having to do with more of the finishing touches, which means that the end of the job is in the near future. This is a very important time in the completion of any job, since you only see the finishing touches; for example, paint, stain, carpet and flooring. We need to be observant of what we are applying and what the finished product will look like when we are done. When you apply an improper primer, the finish coat will not have the desired shine or color that you want. It is very important to read the label of the product that you are working with. If you are not sure it is the right product for your job, ask someone else to help you find the right product. You'll be amazed at what you learn when you ask someone for help.

This also goes for building the layout. You might need help in choosing the right tool, process or procedure. Don't be afraid to ask for help in choosing the right road to follow. The more time you spend in preparation, the better result in the end.

When you came to the clubhouse, how many changes did you find since the last time you were there? In the past month, we have finished the floor in the basement along with the ceiling and the electrical work. We have a small amount to finish on the upper level



President, Steve Martelli

such as the ceiling and walls in various areas.

Today, Tuesday, September 1, we had an inspection for the building occupancy permit and we did not pass. We have a few small items to finish or follow up on. I scheduled another inspection for Friday and hopefully we will pass at that time. Keep your fingers crossed.

In closing, I got your attention to read this

article by giving it a title that would make you curious as to what was in the article. This is the same concept as the label on a product that you are using.

Again, I want to say thank you to all of you for helping out with this project. Remember September 19th; it's our Dedication and yearly BBQ.

Keep your wheels on the tracks,

Stephen



"Again, I want to say thank you to all of you for helping out with this project. Remember September 19th; it's our Dedication and yearly BBQ."

NEW VENUE FOR TRAIN TIME

In August, a request was made to send *TRAIN TIME* shows for use at the Senior Citizens Community Center in Bridgton. Many Bridgton residents enjoy our show, which is broadcast on Lake Region Community Television in Bridgton (LRTV) and on Time-Warner Cable 9. The times the shows are aired, however, are not always convenient.

As a result of our listing the club's website address at the end of each *TRAIN TIME* episode, David Golstrup contacted us through the club's website. He was surprised to find that The Great Falls Model Railroad Club website put him in touch with Assistant Web-Master Frances Lodge, a colleague in the AARP volunteer Tax Aide program.

David requested *TRAIN TIME* programs to share with his friends at the Community Center. So far they have received twenty copies.

By Paul Lodge

Future layout space.
Photo by
Terry King



"Many Bridgton residents enjoy our show, which is broadcast on Lake Region Community Television in Bridgton (LRTV) and on Time-Warner Cable 9."

"We are pleased to have these highly scenicked modules, complete with backdrops, buildings, vehicles, people, and a variety of other detail pieces. We look forward to displaying these modules again at our show at the Auburn Middle School on Saturday, November 7."

Beginning with the July issue of the club's newsletter, you can read the newsletter on your computer and/or print out a copy.

"In addition, many model railroad items were sold from the excess inventory."

JOAN PRESTON DONATES MODULES

Joan Preston now has more space in her garage as a result of donating six four-foot modules and one eight-foot module to the club. Joan and her late husband Howard created these modules over several years. While taking our Adult Education class, they built their first module. They then made the others on their own at home. At one time or another, all of these modules have been displayed at our shows. Whenever they brought all of the modules at

one time, Joan and Howard needed to bring two separate vehicles to transport them.

Two of the modules were damaged slightly by squirrels or mice looking for homasote, which they took to line their winter nests. A little grass made from ground foam will easily cover the damage.

Dick Clark and Paul Lodge filled Paul's van with the donation on Thursday, August 27.

We are pleased to have these highly scenicked modules, complete with backdrops, buildings, vehicles, people, and a variety of other detail pieces. We look forward to displaying these modules again at our show at the Auburn Middle School on Saturday, November 7.

By Paul Lodge

GET YOUR NEWSLETTER FROM THE CLUB WEBSITE

Beginning with the July issue of the club's newsletter, you can read the newsletter on your computer and/or print out a copy. After trying unsuccessfully for a year to put the club's newsletter on the website, we are using a different system. In July, Frances Lodge, with the help of son-in-law Tim Bruce, developed a method of displaying *The Signal* on the website in pdf format. Thanks to Terry King, we have already been able to make the July issue available.

Club members can download the newsletter from the website and save publishing and mailing costs. We will need to try this a few times to determine how many people would like to use the Internet approach. It now costs about \$40 a month to publish the newsletter. Even if

only half the club members get *The Signal* through the website, it will save the club approximately \$200 a year.

To see how it works, try going to our website and look at an issue. If you have a problem, please let us know. After you try it, you can make the decision whether to continue receiving the newsletter by mail or to read each issue from the website and print out your own copy if you wish. Those of you who decide to take advantage of this feature may be able to help the club save printing costs and postage.

To check it out for yourself, go to the club's website as usual at www.greatfallsmodelrrclub.org. You may chose to log in, but it

is not necessary. DO NOT USE THE SIDE BAR WHICH SAYS "NEWSLETTER." That does not work. Directly below the photos of the club building, you will see an explanation about the newsletter and a link to www.gfmrrc.org. When you click on that link, it will take you to a new page with the newsletter and other downloadable items. Just follow the instructions on that page and you should see the complete newsletter as you scroll down through the pages.

We are still in experimental mode, so be patient. Please let us know if you encounter any problems (966-3641) or use the [Contact Us](#) link on The Great Falls Model Railroad Club website.

By Paul Lodge

SECOND ANNUAL YARD SALE ON SATURDAY, AUGUST 22, 2009

On Saturday, August 22, fifteen club members were present to help with our Second Annual Yard Sale fundraiser and to work on the grounds and in the building. There were five tables full of saleable items. Along the retaining wall were building materials which are no longer needed at the club. In addition, many model railroad items were sold from the excess

inventory.

By Paul Lodge



New storage closet and stairwell. By T. King



THE FUND RAISING COLUMN

Some organizations try to be subtle about the need for fund raising, but we have some serious needs and we hope you can help.

First, we should note that not all the club's needs involve your wallet or check book. This part works two ways: You may be able to provide a service or product that we would otherwise have to buy; or you may donate something that the club can sell and turn into cash for what is needed. Granted, we do not want to become used appliance sales people, but if you have one available at the time of the annual yard sale, that would be great!

Valuation of non-monetary gifts is a donor responsibility. We have helped value model railroad materials when the materials are within our knowledge

base and we have someone willing to do the valuation. Bottom line: the appraiser may be interviewed or called to testify by the IRS.

The annual gifts that people make on top of what they pay for dues have become our biggest operating support. I would encourage everyone to make an annual gift, even if it is on the scale of the annual dues. With approximately eighty members now paying \$25 each, dues make up less than ten percent of what it costs to operate the club.


Thanks to the TOP fund raising effort (Tiles for Occupancy Permit), the club raised nearly all of the money needed for the basement ceiling. That project is now completed, and the basement ceiling and lights have been installed.

You may choose to contribute to specific projects that satisfy your interests. Think about the possibilities for the HO and N scale layouts, for example.

We are also exploring fund raising outside of the membership. This is not an area you barge into. First, you have to find and identify people who might be interested and how they might choose to support the organization. You also do not want to ask for either way too much or too little. The "ask" should be a donation that sparks interest, but is sized for that interest. A positive response should be neither too easy nor a stress test for the donor. If you have potential donors that you wish to refer to the funding raising committee, any insight as to what the donor would be willing to contribute is welcome.


By Larry Cannon

"The annual gifts that people make on top of what they pay for dues have become our biggest operating support. I would encourage everyone to make an annual gift, even if it is on the scale of the annual dues. With approximately eighty members now paying \$25 each, dues make up less than ten percent of what it costs to operate the club."



Downstairs , new hand rails, more layout are & with back to stairway.

Photos by Terry King



WE DID IT!

(Continued from page 1)

portant milestone and a great relief for those devoted, conscientious workers. We hope that all of the club members will enjoy this special activity that replaces our usual summer picnic during July or August. The open house and dedication will start at 10:30 a.m. and will include a tour of the building and a BBQ for all the attendees. Invitations have been sent to local and national politicians and to the inspectors and professional contractors who helped

with this project. Former members are also being invited to see the results of their long-range vision of acquiring a club house of our own.

WE DID IT!

THANKS EVERY-ONE!

SEE YOU AT THE DEDICATION!

**10:30 A.M.,
SEPTEMBER 19,
2009**

By Paul Lodge

"The open house and dedication will start at 10:30 a.m. and will include a tour of the building and a BBQ for all the attendees. Invitations have been sent to local and national politicians and to the inspectors and professional contractors who helped with this project. Former members are also being invited to see the results of their long-range vision of acquiring a club house of our own."



The Great Falls Model
Railroad Club, Inc.

Address:
144 Mill Street
Auburn, Me 04210

Phone: 207-933-2477
Cell: 207-576-3788
E-mail: tpking@roadrunner.com

We are on the web!
[Http://www.greatfallsmodelrrclub.org](http://www.greatfallsmodelrrclub.org)

Your business tag line here.



OFFICERS

President:

Steve Martelli—577-9351
thegman@roadrunner.com

Vice President:

Robert Roy—782-7492
rroy@roadrunner.com

Secretary:

Paul Lodge—966-3641
paulodge@gwi.net

Treasurer:

Tom Coulombe - 933-2477
ctcoulombe@aol.com

Directors:

Rick James—784-1266
n1wfo@roadrunner.com
Jay Calnan—783-1719
jaycelte@myfairpoint.net
Tim Tyce—623-3302
timtuce@hotmail.com

Webmaster:

Joe Marshall—344-7099
joe@del-stardotstar.com

THE SIGNAL

The *Signal* is published twelve times per year by The Great Falls Model Railroad Club.

Copyright September 2009.

Editor:

Terrence King
tpking@roadrunner.com

Correspondents:

Paul Lodge, Larry Cannon & Travis Johnson

MINUTES CONTINUED

(Continued from page 2)

is completed.

Building the shed for the snow blower and other supplies not allowed in the building.

Arrangements have been made with the architect to have a "walk through" on Monday, August 24, to see if there are any other items which need to be completed before the expected inspection on Friday, August 28.

Stephen reported that the city is still planning to do the drain and sewage projects which go through our property.

Tom Jones reported for the Layout Committee. With the help of Skip Wilson, Roger Allen, and Travis Johnson, track has been laid in the helix. The helix is about two-thirds complete. Passing sidings are being planned so that trains can maneuver through our New England-style single-track main line.

Tom Jones also donated \$5 to the club from the sale of one of the kits he has made to sell at shows. The kit is a small work table with room for tools. It can easily be carried to shows or when traveling and using hotel rooms.

Upcoming shows were mentioned. The club will be represented by four members on August 23 at the Concord Train Show, where we will be selling excess inventory but will not be taking the modules. The modules and excess inventory sales will be going to the Portland MaiNe Track club show on October 3. Our club show in Auburn is scheduled for Saturday, November 7.

Paul Lodge announced that the Auburn Mall is sponsoring its annual *Fall Community Fair* on Saturday, September 12, during which it invites local non-profit organizations to display. Operation Lifesaver purchases a table which is "manned" by Paul Lodge and other volunteers. In addition to providing OL railroad safety materials, we run club *TRAIN TIME* videos to attract attention and we sell the videos along with tickets for our Raffle Layout. Also on September 12, Dick Clark is having his garden railroad, the Toot & Chug Rail Lines, on display as part of the Greene Village Days. Club members will be helping at both events.

The second annual yard sale is scheduled for August 22. President Martelli has made arrangements to have all unsold items taken away on Monday, August 24.

Stephen reported that the club will have a major clean-up day on Saturday, August 29. The club will be getting ready for the September 19 BBQ with many invited guests. Jay Calnan said he has contacted a reporter from Channel 6 TV and invited them to report the event.

Minutes Continued

Travis Johnson announced that he would appreciate help in sealing the cracks in the driveway during the Saturday, August 29 special "clean-up day."

Travis requested that any modeler who would like to have Craft Mania stock items such as plastic or paints give him a list of the supplies. Craft Mania is willing to expand its offerings. Travis offered this service last month but club members have not yet requested any hobby supplies.

Roger Allen's name was drawn for the Attendance Prize, but he was not available to choose a prize.

Paul Lodge thanked all those who contributed to the successful TOP (Tiles for Occupancy Permit) fund-raising project. Donations of more than \$2,700 were received for the tiles. The final cost of the tile project was \$2,945. If your name is not on the TOP Donors poster, there is still time. Additional donations will still be gratefully accepted for this fund-raiser.

The **BOTTLES FOR BASICS** is becoming a popular fund-raiser. Since the last meeting, the large box of bottles and cans has been emptied an extra time. Members are now bringing in returnable bottles and cans between meetings. **KEEP THE BOTTLES COMING!** Thanks.

The meeting adjourned and Dick Clark gave a demonstration of his HO bumpers with color-changing LED lights to indicate electrical polarity. He has made several of the lighted bumpers and plans to sell them at shows and at the club for \$5 each.

CALENDAR OF EVENTS

Every Saturday, Work Session 9:00 a.m.

SEPTEMBER

17 Meeting 7:00 p.m.

19 Bar-B-Que & Open House

OCTOBER

3 Portland Train Show 10:00—4:00

15 Meeting 7:00.

NOVEMBER

7 Train Show—Setup at 6:00 a.m. show 10:00 to 3:00

19 Meeting 7:00 p.m.

Don't forget that we are working on the building every Wednesday night starting at 6:00 p.m., and Saturday Mornings at 9:00 a.m.